

Temporary Area LED Lighting

08-00461

22,500 Lumen (150W)



FEATURES

- Powerful SMD LED Brightness
- 150 Lumen Per Watt
- 6,000 Volt Surge Protection
- LED Life Span of 50,000 hours
- Heavy Duty Metal Spring Hook
- Rugged Die-Cast Aluminum Heat Sink
- Suitable for Covered Damp Locations

SPECIFICATIONS

- 22,500 Lumen/150 Watt
- SMD LED
- 5-15 Female Receptacle to connect additional lights
- 5-15 Plug
- 5000 Kelvin Color Temperature
- LED Driver Capable of 120/208/240/277 Volt, 50-60Hz
- 10 foot, 14/3 SJTW Power Cord
- Stainless Steel Guard
- Yellow
- cETLus Listed

PACK QUANTITY/UPC

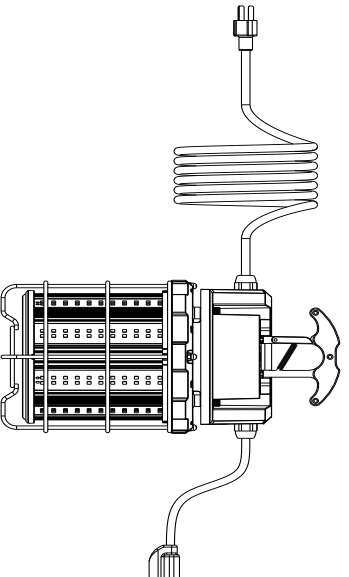
- Pack Quantity = 2
- UPC# 8-03058-02461-1





LED Temporary Work Lamp

08-00460, 08-00461, 08-00462



BASIC INFO

Model	Power	Voltage	Lumen	Suitable for
08-00460	100W	AC 120V	15000lm	Damp Location
08-00461	150W	AC 120V	22500lm	
08-00462	200W	AC 120V	30000lm	

1. The driver of this work light can be worked at 120-277V. But the usage only under AC 120V meet the UL/ETL product certification standard.

2. Any modified conversion to these luminaires will immediately void the warranty

Application:

Suitable for construction sites or any other location requiring a temporary work lamp.

!! CAUTION

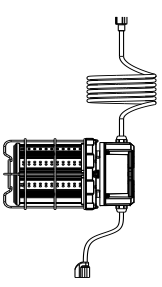
- Make sure the distances between live part and metal part of the device can satisfy reinforce or double insulation.
- Before installation and maintenance of the device, please disconnect the power to prevent electric shock.
- The LED temporary work light must be installed in an appropriate environment, operating in harsh environments may shorten the lifespan or even damage the device.
- Please keep the device away from any corrosive substance, clean with dry cloth only.
- To ensure personal safety, please make sure the device is staying firmly and securely when install on high places.

INSTALLATION INSTRUCTIONS

Warning: Please check and make sure there is no sign of physical damage to the product when unpacking. Do not use damaged product.

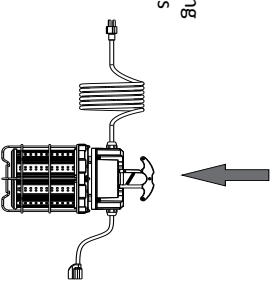
Step 1

Unfold the portable hook.



Step 2

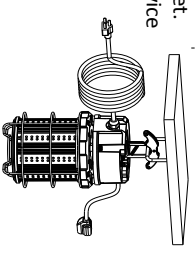
Ensure the installation spot is strong enough to bear a minimum of 66lbs of weight.



Step 3

Plug the power cord to a power outlet.

Turn on the device and see if the device is operating accordingly.



LINKABLE

Products use 14/3 cable

- 100W - For only use with this product connect up to 9pcs
- 150W - For only use with this product connect up to 6pcs
- 200W - For only use with this product connect up to 5pcs

<http://www.voltec-industries.com/>