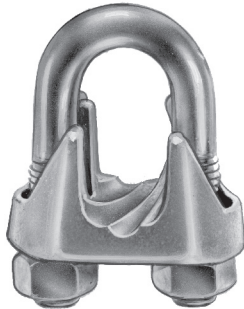


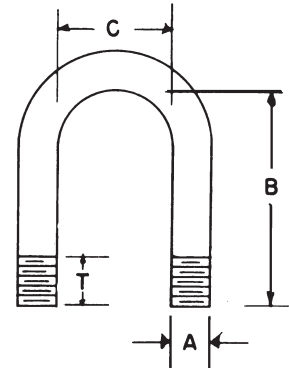
MALLEABLE WIRE ROPE CLIPS



Clips supplied with self-colored, galvanized or hot galvanized finish. U-bolts for clips are available with or without nuts — price on application.



Should be used
only in
light duty applications



Meets Performance Requirements of Federal Specification FF-C-450, Type 1, Class 2
Some sizes available in Stainless Steel. See page 47.

Rope Size	Self-Colored	Galvanized	Hot Galvanized	U-Bolt Dimensions				Weight
	Part No.	Part No.	Part No.	A	B	C	T	Per 100
3/32"	23005 6	23155 8	N.A.	10-24	3/4"	19/64"	1/2"	3.7
1/8"	23010 0	23160 2	N.A.	1/4"-20	15/16"	5/16"	5/8"	6.5
3/16"	23015 5	23165 7	N.A.	1/4"-20	15/16"	5/16"	5/8"	6.8
1/4"	23020 9	23170 1	23320 0	5/16"-18	1-5/32"	3/8"	3/4"	12.2
5/16"	23025 4	23175 6	23325 5	5/16"-18	1-5/32"	3/8"	3/4"	12.2
3/8"	23030 8	23180 0	23330 9	3/8"-16	1-1/2"	1/2"	1"	18.5
7/16"	23035 3	23185 5	23335 4	3/8"-16	1-1/2"	1/2"	1"	24
1/2"	23040 7	23190 9	23340 8	7/16"-14	1-13/16"	9/16"	1-1/8"	33.3
9/16"	23045 2	23195 4	23345 3	1/2"-13	2-1/8"	11/16"	1-3/8"	51.5
5/8"	23050 6	23200 5	23350 7	1/2"-13	2-1/8"	11/16"	1-3/8"	55.9
3/4"	23055 1	23205 0	23355 2	9/16"-12	2-11/16"	13/16"	1-5/8"	80.8
7/8"	23060 5	23210 4	23360 6	5/8"-11	3-1/4"	1-1/8"	1-7/8"	140
1"	23065 0	23215 9	23365 1	5/8"-11	3-1/4"	1-1/8"	1-7/8"	150
1-1/8"	23070 4	23220 3	N.A.	3/4"-10	4-3/8"	1-5/16"	2-1/2"	263
1-1/4"	23075 9	23225 8	N.A.	3/4"-10	4-3/8"	1-5/16"	2-1/2"	300
1-3/8"	23080 3	23230 2	N.A.	7/8"-9	5-1/8"	1-11/16"	2-3/4"	441
1-1/2"	23085 8	23235 7	N.A.	7/8"-9	5-1/8"	1-11/16"	2-3/4"	488
1-3/4"	23095 7	23245 6	N.A.	1"-8	6-1/4"	2-1/16"	3-3/4"	899.5
2"	23100 8	23250 0	N.A.	1"-8	7-1/4"	2-1/2"	4"	1285

**TILLER
ROPE
CLAMPS**



Rope Diameter	Part No.	Overall Length	Overall Width	Weight Per 100
1/8"	27910 9	1-5/8"	3/4"	10 Lbs.
3/16"	27920 8	1-3/4"	3/4"	12 Lbs.

Malleable iron castings hot galvanized finish. Furnished with brass flat head machine screws.



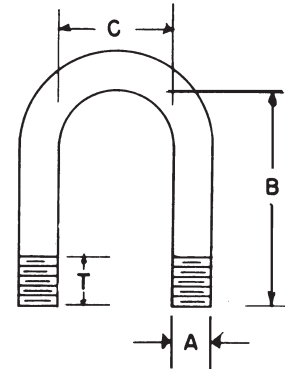
DROP FORGED WIRE ROPE CLIPS

“CHICAGO” the Trade-Mark of quality in wire rope fittings is embossed on all forged steel clip bases. This identification symbolizes wire rope clips that are manufactured to rigid specifications. Component parts are galvanized. U-bolts, with or without nuts, price on application.

Should be used in heavy duty applications



	Hot Galvanized	U-Bolt Dimensions				Weight
Rope Size	Part No.	A	B	C	T	Per 100
1/8"	23460 3	12-24	3/4"	9/32"	1/2"	6.5
3/16"	23465 8	1/4"-20	15/16"	5/16"	5/8"	10
1/4"	23470 2	5/16"-18	1-5/32"	3/8"	3/4"	18.5
5/16"	23475 7	3/8"-16	1-1/2"	1/2"	1"	29.5
3/8"	23480 1	7/16"-14	1-5/8"	9/16"	7/8"	44
7/16"	23485 6	1/2"-13	1-7/8"	5/8"	1-1/4"	64
1/2"	23490 0	1/2"-13	1-7/8"	5/8"	1-1/4"	75
9/16"	23495 5	9/16"-12	2-3/8"	3/4"	1-3/8"	106
5/8"	23500 6	9/16"-12	2-3/8"	3/4"	1-3/8"	106
3/4"	23505 1	5/8"-11	2-3/4"	7/8"	1-5/8"	153
7/8"	23510 5	3/4"-10	3-1/4"	1"	1-7/8"	237.5
1"	23515 0	3/4"-10	3-5/8"	1-1/8"	2"	272.5
1-1/8"	23520 4	3/4"-10	3-13/16"	1-1/4"	2-1/4"	325
1-1/4"	23525 9	7/8"-9	4-3/8"	1-11/32"	2-1/2"	441
1-1/2"	23535 8	7/8"-9	5-1/8"	1-11/16"	2-3/4"	550



Meets Performance Requirements of Federal Specification FF-C-450, Type 1, Class 1

1



2



3



RECOMMENDED APPLICATION FOR CHICAGO DROP FORGED WIRE ROPE CLIPS

Clip Size Inches	Minimum No. of Clips	Amount of Rope to Turn Back in Inches	Torque in Ft. Lbs.
1/8"	2	3-1/4"	4.5
3/16"	2	3-3/4"	7.5
1/4"	2	4-3/4"	15
5/16"	2	5-1/4"	30
3/8"	2	6-1/2"	45
7/16"	2	7"	65
1/2"	3	11-1/2"	65
9/16"	3	12"	95
5/8"	3	12"	95
3/4"	4	18"	130
7/8"	4	19"	225
1"	5	26"	225
1-1/8"	6	34"	225
1-1/4"	7	44"	360
1-1/2"	8	54"	360

1. The correct way to attach wire rope clips is illustrated above. Apply the first clip one base width from the dead end of the wire rope. The base or saddle should bear on the line end of the rope – U-bolt on the short end. Tighten nuts firmly.

2. Attach second clip as close to loop as possible. Tighten nuts but not firmly.

3. Attach balance of clips spaced equally between first two clips. Tighten all nuts completely. Apply initial load – inspect nuts and retighten. Inspect all clips periodically.

The number of clips shown is based on using right regular or Lang lay wire rope, 6x19 class or 6x37 class, fibre core IWRC, IPS or XIPS. The number of clips shown also applies to right regular lay wire rope, 8x19 class and 18x7 class, fibre core, IPS or XIPS, sizes 1-1/2-inch and smaller.

If Seale construction or similar large outer wire type construction in the 6x19 class is to be used for sizes 1-inch and larger, add one additional clip. For other classes or wire rope not mentioned, it may be necessary to add additional clips to the number shown. If more clips are used than shown, amount of rope turn back should be increased proportionately.